


Soter Analytics



Soter Dashboard

Set-Up Guide

SOTER DASHBOARD OVERVIEW

Soter Analytics

The **Soter Dashboard** is a management tool for **SoterCoach** and **Clip&Go** to:

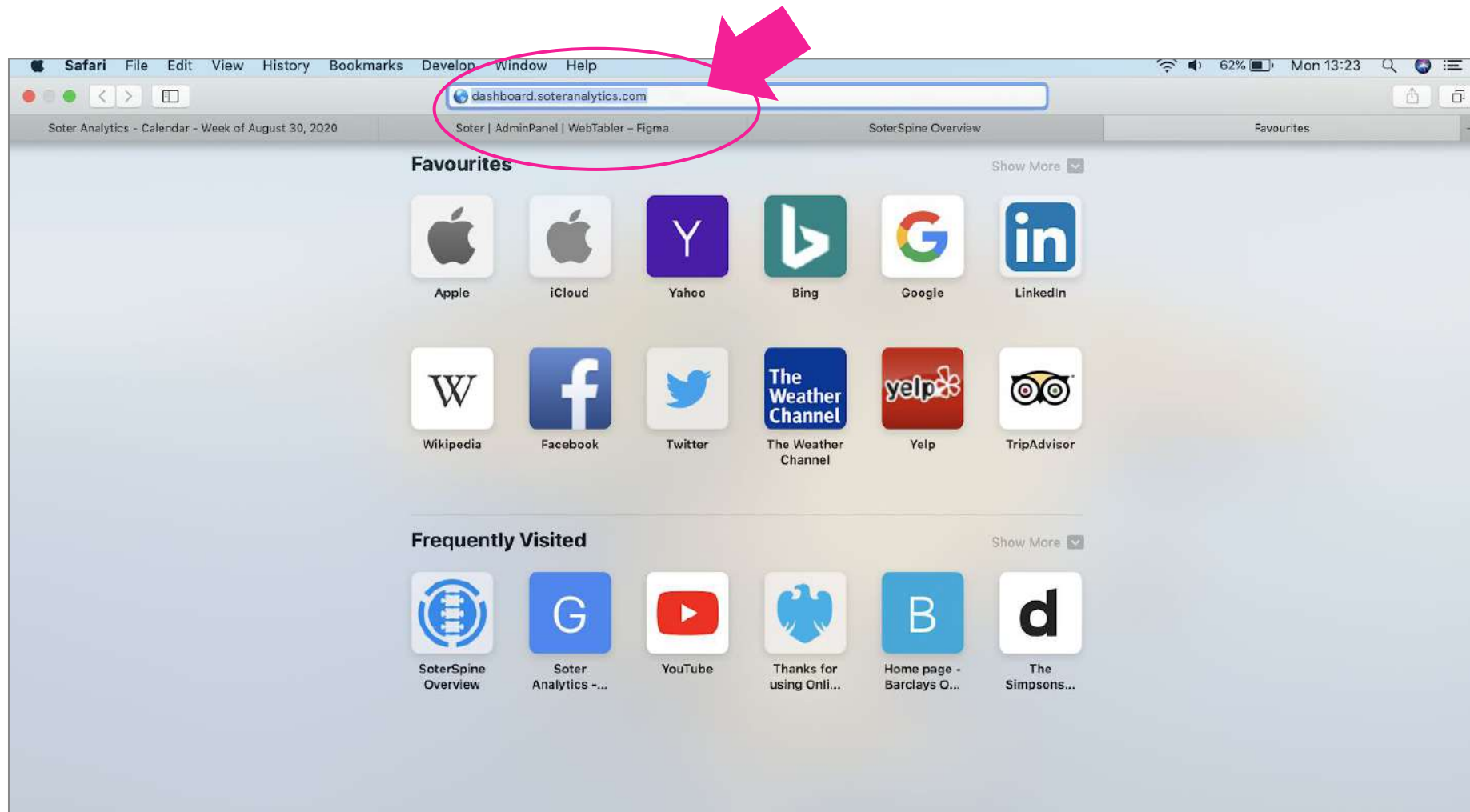
- Manage users and devices
- Manage program progress
- Gain insight on individual risk



How to find the Soter Dashboard

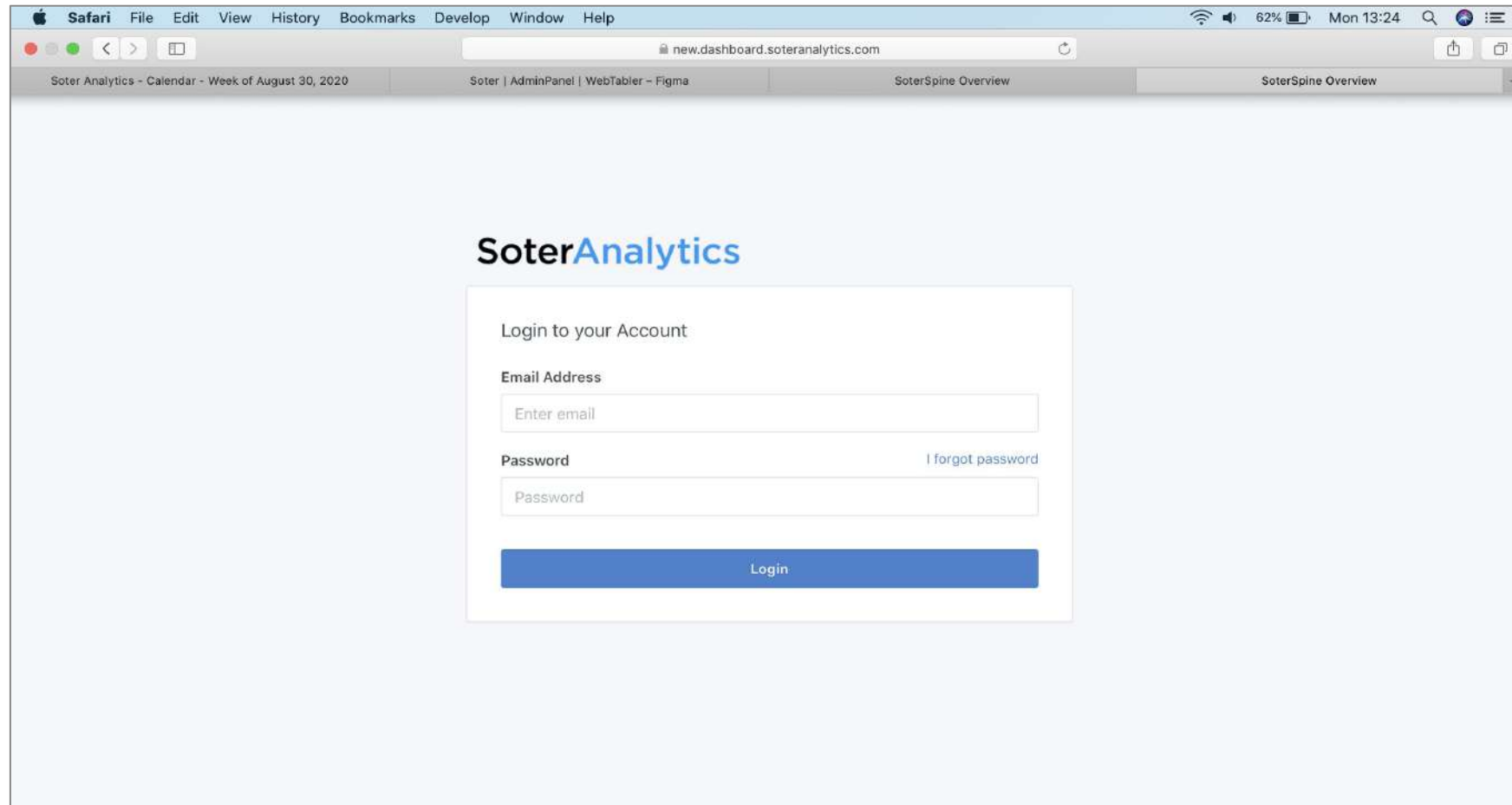
In the search bar of your chosen web browser type in:

dashboard.soteranalytics.com



Login to your account

- Follow the instructions and enter your email address and password
- Log in using the email and password you created when invited to use the Dashboard



The screenshot shows a Safari browser window with the address bar displaying 'new.dashboard.soteranalytics.com'. The page title is 'Soter Analytics'. The main content area features a login form with the following elements:

- SoterAnalytics** logo
- Section header: **Login to your Account**
- Email Address** label above a text input field containing the placeholder 'Enter email'.
- Password** label above a text input field containing the placeholder 'Password'. A link for 'I forgot password' is located to the right of the password field.
- A blue **Login** button at the bottom of the form.

Main screen introduction

- In the top right corner, confirm you are viewing the correct company which is highlighted

The screenshot shows the Soter Analytics interface. At the top left is the SoterAnalytics logo. In the top right corner, there is a dropdown menu labeled 'Demo Comp...' which is circled in pink and pointed to by a pink arrow. To the right of this menu is a notification bell icon and the text 'Demo User'. Below the header, there are navigation tabs for 'SoterCoach Activity', 'Clip&Go Activity', and 'Devices'. A search bar is located on the left, and several filter dropdowns (Risk group, Department, Program status, User type, Result) are on the right. The main content is a table with the following data:

WORKER	DEPARTMENT & JOB	AVG HM / H	HM RATIO	PROGRAM	PROGRESS	TUTORIALS	DEVICE
<input type="checkbox"/> Sousanna Alden	Site A Painter	7.5 -33.2%	28.1% -30.6%	12-day one part... Program in progress	5 hours ago 4 of 10 days	10 of 10	00:09
<input type="checkbox"/> Veva Carrie	Site B Welder	5.8 -23.1%	23.1% -27.6%	12-day one part... Program in progress	5 hours ago 8 of 10 days	10 of 10	00:03
<input type="checkbox"/> Terach Cass	Site A Electrician	7.7 -24.3%	27.6% -23.4%	12-day one part... Program in progress	5 hours ago 7 of 10 days	10 of 10	00:05
<input type="checkbox"/> Abihu Esther	Site B Electrician	6 -10.4%	23.6% -2.3%	12-day one part... Program in progress	5 hours ago 8 of 10 days	10 of 10	00:06
<input type="checkbox"/> Abe Karyn	Site A Electrician	6.8 -13.3%	25.3% -6.4%	12-day one part... Program in progress	5 hours ago 10 of 10 days	10 of 10	00:07
<input type="checkbox"/> Fraser Keaton	Site B Welder	5.3 -16.3%	23% -13.8%	12-day one part... Program in progress	5 hours ago 8 of 10 days	10 of 10	00:02
<input type="checkbox"/> Marlena Madelyn	Site B	5.9	26.5%	12-day one part...	5 hours ago 2 of 10 days	10 of 10	00:01

Main screen introduction (continued)

- In the top left-hand side of the screen the icon of the program you have purchased will appear either “SoterCoach activity” or “Clip&Go activity”

The screenshot displays the Soter Analytics interface. At the top left, the SoterAnalytics logo is visible. In the top right, there is a dropdown menu for 'Demo Comp...' and a user profile for 'Demo User'. Below the header, there are three tabs: 'SoterCoach Activity', 'Clip&Go Activity', and 'Devices'. The 'SoterCoach Activity' tab is circled in pink, and a pink arrow points to it. Below the tabs is a search bar and several filter dropdowns: 'Risk group', 'Department', 'Program status', 'User type', and 'Result'. The main content area is a table with the following columns: WORKER, DEPARTMENT & JOB, AVG HM / H, HM RATIO, PROGRAM, PROGRESS, TUTORIALS, and DEVICE. The table contains data for several workers, including Sousanna Alden, Veva Carrie, Terach Cass, Abihu Esther, Abe Karyn, Fraser Keaton, and Marlana Madelyn.

WORKER	DEPARTMENT & JOB	AVG HM / H	HM RATIO	PROGRAM	PROGRESS	TUTORIALS	DEVICE
<input type="checkbox"/> Sousanna Alden	Site A Painter	7.5 -33.2%	28.1% -30.6%	12-day one part... Program in progress	<u>5 hours ago</u> 4 of 10 days	10 of 10	00:09
<input type="checkbox"/> Veva Carrie	Site B Welder	5.8 -23.1%	23.1% -27.6%	12-day one part... Program in progress	<u>5 hours ago</u> 8 of 10 days	10 of 10	00:03
<input type="checkbox"/> Terach Cass	Site A Electrician	7.7 -24.3%	27.6% -23.4%	12-day one part... Program in progress	<u>5 hours ago</u> 7 of 10 days	10 of 10	00:05
<input type="checkbox"/> Abihu Esther	Site B Electrician	6 -10.4%	23.6% -2.3%	12-day one part... Program in progress	<u>5 hours ago</u> 8 of 10 days	10 of 10	00:06
<input type="checkbox"/> Abe Karyn	Site A Electrician	6.8 -13.3%	25.3% -6.4%	12-day one part... Program in progress	<u>5 hours ago</u> 10 of 10 days	10 of 10	00:07
<input type="checkbox"/> Fraser Keaton	Site B Welder	5.3 -16.3%	23% -13.8%	12-day one part... Program in progress	<u>5 hours ago</u> 8 of 10 days	10 of 10	00:02
<input type="checkbox"/> Marlana Madelyn	Site B	5.9	26.5%	12-day one part... Program in progress	<u>5 hours ago</u> 2 of 10 days	10 of 10	00:01

Main screen “Devices”

- In the top left-hand side of the screen there is an icon “Devices”

The screenshot shows the SoterAnalytics interface. At the top left is the SoterAnalytics logo. To the right of the logo is a navigation bar with three tabs: 'SoterCoach Activity', 'Clip&Go Activity', and 'Devices'. The 'Devices' tab is selected and circled in pink, with a pink arrow pointing to it. Below the navigation bar is a search bar and several filter dropdowns: 'Risk group', 'Department', 'Program status', 'User type', and 'Result'. The main content area is a table with the following columns: WORKER, DEPARTMENT & JOB, AVG HM / H, HM RATIO, PROGRAM, PROGRESS, TUTORIALS, and DEVICE. The table contains data for several workers, including Sousanna Alden, Veva Carrie, Terach Cass, Abihu Esther, Abe Karyn, Fraser Keaton, and Marlana Madelyn.

WORKER	DEPARTMENT & JOB	AVG HM / H	HM RATIO	PROGRAM	PROGRESS	TUTORIALS	DEVICE
<input type="checkbox"/> Sousanna Alden	Site A Painter	7.5 -33.2%	28.1% -30.6%	12-day one part... Program in progress	5 hours ago 4 of 10 days	10 of 10	00:09
<input type="checkbox"/> Veva Carrie	Site B Welder	5.8 -23.1%	23.1% -27.6%	12-day one part... Program in progress	5 hours ago 8 of 10 days	10 of 10	00:03
<input type="checkbox"/> Terach Cass	Site A Electrician	7.7 -24.3%	27.6% -23.4%	12-day one part... Program in progress	5 hours ago 7 of 10 days	10 of 10	00:05
<input type="checkbox"/> Abihu Esther	Site B Electrician	6 -10.4%	23.6% -2.3%	12-day one part... Program in progress	5 hours ago 8 of 10 days	10 of 10	00:06
<input type="checkbox"/> Abe Karyn	Site A Electrician	6.8 -13.3%	25.3% -6.4%	12-day one part... Program in progress	5 hours ago 10 of 10 days	10 of 10	00:07
<input type="checkbox"/> Fraser Keaton	Site B Welder	5.3 -16.3%	23% -13.8%	12-day one part... Program in progress	5 hours ago 8 of 10 days	10 of 10	00:02
<input type="checkbox"/> Marlana Madelyn	Site B	5.9	26.5%	12-day one part...	5 hours ago 2 of 10 days	10 of 10	00:01

Devices (Continued)

DEVICE NAME	LAST USER	DEPARTMENT	AVAILABLE PROGRAMS	BATTERY	LAST SYNCED
<input type="checkbox"/> 01:00:00:00:00:07	Abe Karyn 5 hours ago	Site A	No available programs	78%	5 hours ago
<input type="checkbox"/> 01:00:00:00:00:09	Sousanna Alden 5 hours ago	Site A	No available programs	73%	5 hours ago
<input type="checkbox"/> 01:00:00:00:00:06	Terach Cass 5 hours ago	Site A	No available programs	95%	5 hours ago
<input type="checkbox"/> 01:00:00:00:00:03	Veva Carrie 5 hours ago	Site B	No available programs	90%	5 hours ago
<input type="checkbox"/> 01:00:00:00:00:02	Fraser Keaton 5 hours ago	Site B	No available programs	73%	5 hours ago
<input type="checkbox"/> 01:00:00:00:00:06	Abihu Esther 5 hours ago	Site B	No available programs	96%	5 hours ago
<input type="checkbox"/> 01:00:00:00:00:08	David Matusalén 5 hours ago	Site A	No available programs	92%	5 hours ago
<input type="checkbox"/> 01:00:00:00:00:04	Pansy Shell 5 hours ago	Site A	No available programs	87%	5 hours ago
<input type="checkbox"/> 01:00:00:00:00:10	Not assigned	Not assigned	No available programs	93%	Never synced

The device name is the is a device ID on the back of a SoterCoach/Clip&Go device

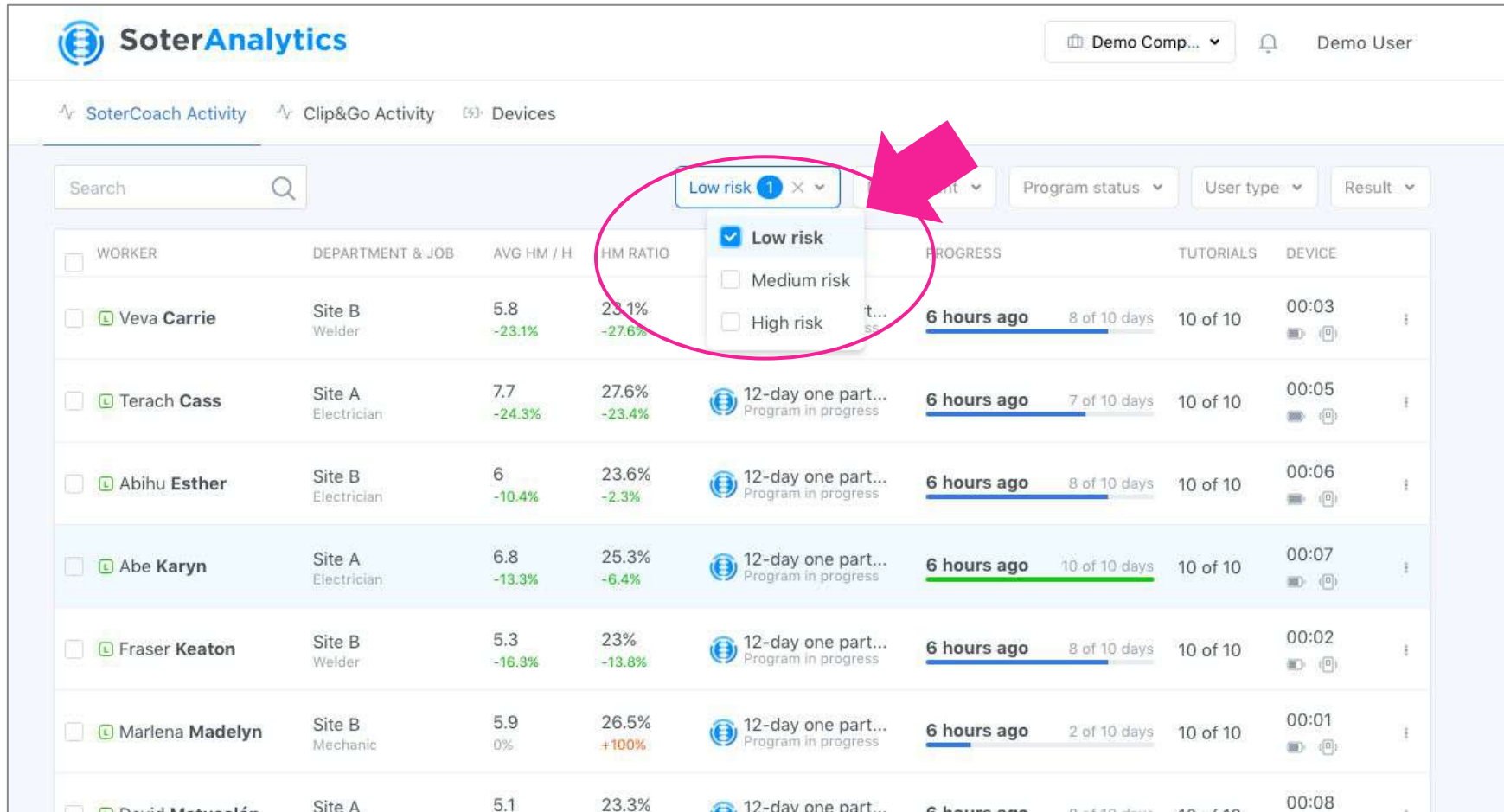
The last user is the name of the person who is registered to the device

You can check the amount of battery life on the device via the battery charge column

When the user syncs their data on the app, this info will appear in the last synced column in real time

Risk group

- On the main dashboard screen there will be a tab entitled “Risk group”
- This tab allows you to filter the device users in three category groups “Low risk” “Medium risk” and “High risk”






The screenshot displays the Soter Analytics dashboard interface. At the top, the SoterAnalytics logo is on the left, and a user profile for 'Demo User' is on the right. Below the header, there are navigation tabs for 'SoterCoach Activity', 'Clip&Go Activity', and 'Devices'. A search bar is located on the left side of the main content area. The main content area features a table of device users with columns for 'WORKER', 'DEPARTMENT & JOB', 'AVG HM / H', 'HM RATIO', 'PROGRESS', 'TUTORIALS', and 'DEVICE'. A dropdown menu is open over the 'Low risk' filter, showing three options: 'Low risk' (checked), 'Medium risk', and 'High risk'. A pink arrow points to the 'Low risk' filter button. The table lists several workers, including Veva Carrie, Terach Cass, Abihu Esther, Abe Karyn, Fraser Keaton, and Marlana Madelyn, with their respective performance metrics and program progress.

WORKER	DEPARTMENT & JOB	AVG HM / H	HM RATIO	PROGRESS	TUTORIALS	DEVICE
<input type="checkbox"/> Veva Carrie	Site B Welder	5.8 -23.1%	23.1% -27.6%	12-day one part... Program in progress	6 hours ago 8 of 10 days	10 of 10 00:03
<input type="checkbox"/> Terach Cass	Site A Electrician	7.7 -24.3%	27.6% -23.4%	12-day one part... Program in progress	6 hours ago 7 of 10 days	10 of 10 00:05
<input type="checkbox"/> Abihu Esther	Site B Electrician	6 -10.4%	23.6% -2.3%	12-day one part... Program in progress	6 hours ago 8 of 10 days	10 of 10 00:06
<input type="checkbox"/> Abe Karyn	Site A Electrician	6.8 -13.3%	25.3% -6.4%	12-day one part... Program in progress	6 hours ago 10 of 10 days	10 of 10 00:07
<input type="checkbox"/> Fraser Keaton	Site B Welder	5.3 -16.3%	23% -13.8%	12-day one part... Program in progress	6 hours ago 8 of 10 days	10 of 10 00:02
<input type="checkbox"/> Marlana Madelyn	Site B Mechanic	5.9 0%	26.5% +100%	12-day one part... Program in progress	6 hours ago 2 of 10 days	10 of 10 00:01
<input type="checkbox"/> David Matusalón	Site A	5.1	23.3%	12-day one part... Program in progress	6 hours ago 8 of 10 days	10 of 10 00:08






Risk group (Continued)

- In the worker's column next to the Username there will be a colored letter
- A green "L" indicates the user is in the Low risk category
- An orange "M" indicates that the user is in the Medium risk category
- A red "H" Indicates that the user is in the High risk category

<input type="checkbox"/>	WORKER	DEPARTMENT & JOB
<input type="checkbox"/>	 Sousanna Alden	Site A Painter
<input type="checkbox"/>	 Veva Carrie	Site B Welder
<input type="checkbox"/>	 Terach Cass	Site A Electrician

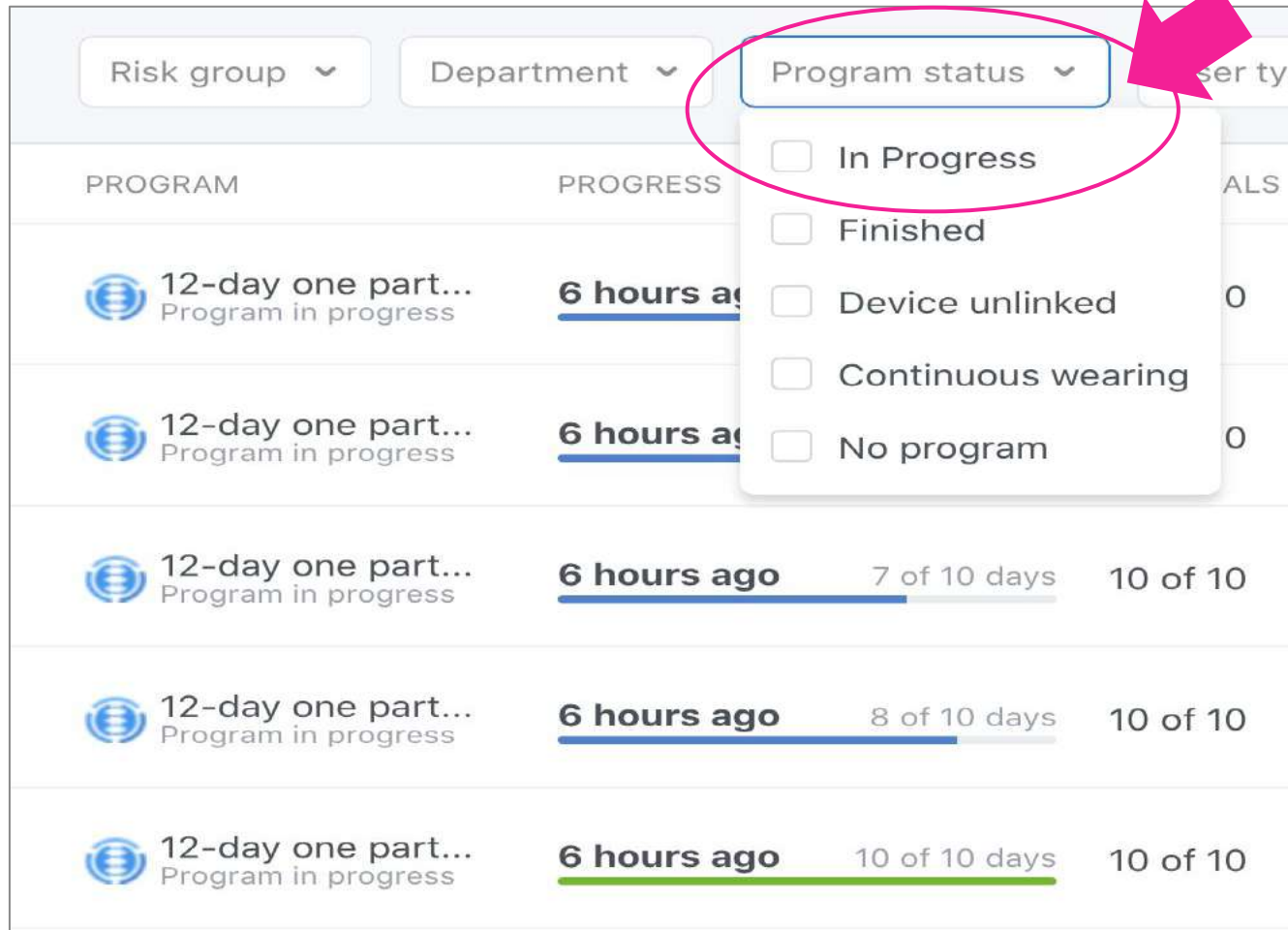
Department

The department tab allows you to filter the device users into categories of **Department** and **Job Roles** as shown in the screen below

<input type="checkbox"/>	WORKER	DEPARTMENT & JOB
<input type="checkbox"/>	 Sousanna Alden	Site A Painter
<input type="checkbox"/>	 Veva Carrie	Site B Welder
<input type="checkbox"/>	 Terach Cass	Site A Electrician
<input type="checkbox"/>	 Abihu Esther	Site B Electrician
<input type="checkbox"/>	 Abe Karyn	Site A Electrician

Program status

- The program status is where you can monitor the users progress on their chosen program



The screenshot displays a user interface for monitoring program status. At the top, there are filter buttons for 'Risk group', 'Department', 'Program status', and 'User type'. The 'Program status' dropdown menu is open, showing five options: 'In Progress', 'Finished', 'Device unlinked', 'Continuous wearing', and 'No program'. Below the filters is a table with columns for 'PROGRAM', 'PROGRESS', and 'ALS'. The table contains five rows of data, each representing a '12-day one part...' program. The first two rows are partially obscured by the dropdown menu. The third row shows '6 hours ago', '7 of 10 days', and '10 of 10'. The fourth row shows '6 hours ago', '8 of 10 days', and '10 of 10'. The fifth row shows '6 hours ago', '10 of 10 days', and '10 of 10'. A pink arrow points to the 'Program status' dropdown menu.

PROGRAM	PROGRESS	ALS
12-day one part... Program in progress	6 hours ago	0
12-day one part... Program in progress	6 hours ago	0
12-day one part... Program in progress	6 hours ago 7 of 10 days	10 of 10
12-day one part... Program in progress	6 hours ago 8 of 10 days	10 of 10
12-day one part... Program in progress	6 hours ago 10 of 10 days	10 of 10

Progress



Demo Comp... ▾

🔔 Demo User

🔍 SoterCoach Activity 🔍 Clip&Go Activity 📱 Devices

WORKER	DEPARTMENT & JOB	AVG HM / H	HM RATIO	PROGRAM	PROGRESS	TUTORIALS	DEVICE
<input type="checkbox"/> Sousanna Alden	Site A Painter	7.5 -33.2%	28.1% -30.6%	12-day one part... Program in progress	5 hours ago 4 of 10 days	10 of 10	📱 📱
<input type="checkbox"/> Veva Carrie	Site B Welder	5.8 -23.1%	23.1% -27.6%	12-day one part... Program in progress	5 hours ago 8 of 10 days	10 of 10	📱 📱
<input type="checkbox"/> Terach Cass	Site A Electrician	7.7 -24.3%	27.6% -23.4%	12-day one part... Program in progress	5 hours ago 7 of 10 days	10 of 10	📱 📱
<input type="checkbox"/> Abihu Esther	Site B Electrician	6 -10.4%	23.6% -2.3%	12-day one part... Program in progress	5 hours ago 8 of 10 days	10 of 10	📱 📱
<input type="checkbox"/> Abe Karyn	Site A Electrician	6.8 -13.3%	25.3% -6.4%	12-day one part... Program in progress	5 hours ago 10 of 10 days	10 of 10	📱 📱
<input type="checkbox"/> Fraser Keaton	Site B Welder	5.3 -16.3%	23% -13.8%	12-day one part... Program in progress	5 hours ago 8 of 10 days	10 of 10	📱 📱
<input type="checkbox"/> Marlana Madelvn	Site B	5.9	26.5%	12-day one part...	5 hours ago 2 of 10 days	10 of 10	00:01

The progress column allows you to monitor the users completed days and when they last synced their device data

In the next column entitled "tutorials" is where you can see the users completed tutorials from the app

Device

PROGRESS	TUTORIAL	DEVICE
17 days ago 6 of 10 days	8 of 8	A7:37 🔋 📶
2 months ago 10 of 10 days	8 of 8	B0:63 🔋 📶
2 months ago 10 of 10 days	8 of 8	No device
2 months ago 10 of 10 days	8 of 8	No device
User has no progress	8 of 8	No device
2 months ago 10 of 10 days	8 of 8	No device
2 months ago 11 of 10 days	8 of 8	No device
2 months ago 10 of 10 days	8 of 8	No device
2 months ago 10 of 10 days	8 of 8	No device

The device column on the main dashboard screen allows you monitor the amount of charging left on the user's device

You can see whether the vibration is turned on with this icon

Monitoring Hazard rates

WORKER	DEPARTMENT	JOB	AVG HM / H	HM RATIO	PROGRAM	PROGRESS	TUTORIALS	DEVICE
<input type="checkbox"/> Sousanna Alden	Site A	Painter	7.5 -33.2%	28.1% -30.6%	12-day one part... Program in progress	5 hours ago 4 of 10 days	10 of 10	00:09
<input type="checkbox"/> Veva Carrie	Site B	Welder	5.8	23.1% -27.6%	12-day one part... Program in progress	5 hours ago 8 of 10 days	10 of 10	00:03
<input type="checkbox"/> Terach Cass	Site A	Electrician	7.7 -24.3%	27.6% -23.4%	12-day one part... Program in progress	5 hours ago 7 of 10 days	10 of 10	00:05
<input type="checkbox"/> Abihu Esther	Site B	Electrician	6 -10.4%	23.6% -2.3%	12-day one part... Program in progress	5 hours ago 8 of 10 days	10 of 10	00:06
<input type="checkbox"/> Abe Karyn	Site A	Electrician	6.8 -13.3%	25.3% -6.4%	12-day one part... Program in progress	5 hours ago 10 of 10 days	10 of 10	00:07
<input type="checkbox"/> Fraser Keaton	Site B	Welder	5.3 -16.3%	23% -13.8%	12-day one part... Program in progress	5 hours ago 8 of 10 days	10 of 10	00:02
<input type="checkbox"/> Marlana Madelyn	Site B		5.9	26.5%	12-day one part... Program in progress	5 hours ago 2 of 10 days	10 of 10	00:01

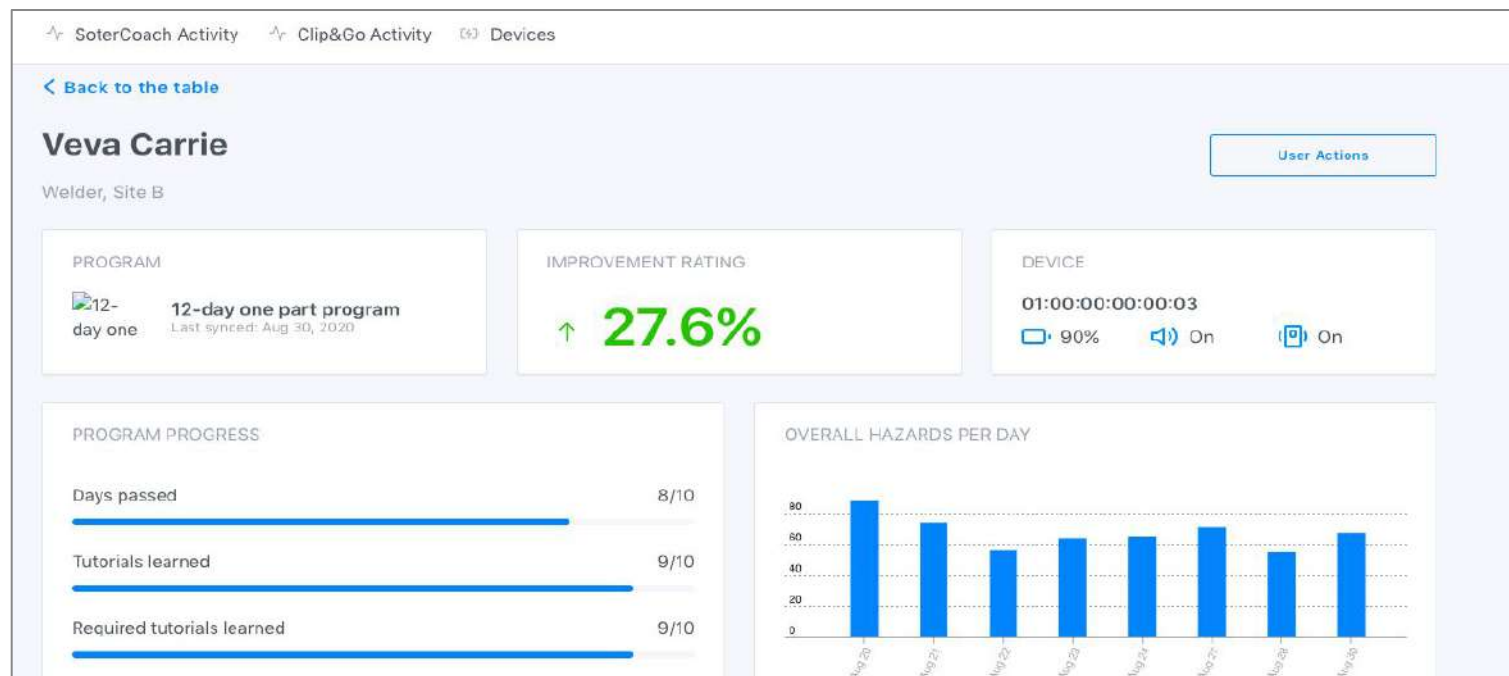
Average HM/H is where you can view the amount of hazards per hour performed by the worker

HM ratio measures the non-hazardous movements and hazardous movements and displays a percentage

These green coloured percentages indicates an improvement from each metric. If the worker has shown no improvements, the percentage would be coloured in orange

Viewing a worker's data

- To access an individual's data you will need to click on the workers name on the dashboard main screen
- On this page you can view graphs that will show the program progress, overall hazards per day, hazard splits and overall hazard per hour
- In the improvement rating tab you will see an up or down arrow with a coloured percentage. In the example below the arrow is facing up and it is coloured green this indicates the worker has improved and decreased their overall hazardous movements during the working day



Hazard splits and overall hazards per hour

- Hazards splits and overall hazards per hour are colour coded into different types of hazards and hazardous movements which are shown in this key

